

Cycles 2 and 3

Competency link
Competencies 1 and 2

Time
20 minutes

Where Is It?

Structure	• Question words: who, what, where, when	Material	• Questions cards (Reproducible 1) • Picture cards (Reproducible 2) • Focus 14
Theme	• School personnel • Classroom objects • Days of the week and months	Classroom set-up	• Groups of 2 to 4 students



Setting the scene

- Review the names of the school personnel and their jobs, the names of classroom objects, the days of the week and the months.
- Tell the students that they are going to play a memory game in which they will match different people, places, times and objects to the correct question word.

Procedure



- Form teams of two to four students.
- Distribute a set of question cards and a set of picture cards to each group of students.
- Students place the question cards face down in a pile. The picture cards are spread out face down.
- Taking turns, each student draws a question card from the pile, reads it aloud, and then turns over one picture card. If the picture card correctly answers the interrogative word on the question card (e.g.: a picture of a student - Who?), the student may keep the pair.
- If the two cards are not a match, the student returns the picture card to the same place and passes the question card to the next student.
- This continues until a match has been made and a new question card may be drawn.
- Observant students will remember where previously revealed picture cards are for future matches.
- The game ends when all the cards have been matched. The student with the most pairs wins.

Language expected



Structure • Who?, What?, Where?, When?

Interaction


- Whose turn is it?
- It's my/your turn.
- Very good!
- That's correct/right.
- That's not correct/right.
- That's wrong.
- I don't understand.
- Please repeat.

Variations + follow-up



- For a more simple version, the teacher can select question cards and picture cards that practise only two of the question words.
- For more advanced practice, students can form complete questions with the question and picture cards, e.g.: Who is she?
- For further practice other students in the group can answer the questions.
- The activity can also be done with the picture cards only. Students pick up a picture card and say the correct question word, e.g.: an eraser - What? For more difficulty, students can ask a complete question, e.g.: a calendar page with the month of February - When is Valentine's Day?
- The activity can also be done with the question cards only. Students pick up a question card and form a correct question that the other students in the group must answer, e.g.: Where is the teacher?
- Students can make their own picture cards.




Where Is It?**14****Question Cards** (front)**Who?****What?****Where?****When?****Who?****What?****Where?****When?****Who?****What?****Where?****When?****Who?****What?****Where?****When?****Who?****What?****Where?****When?**

Where Is It?**14****Question Cards (back)**

Where Is It?

14


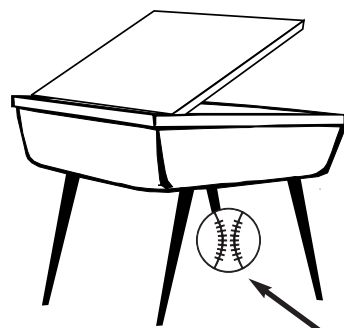




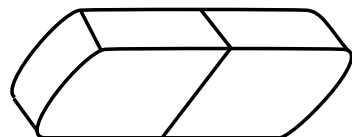

Picture Cards



Where Is It?

14


Picture Cards



Where Is It?

14

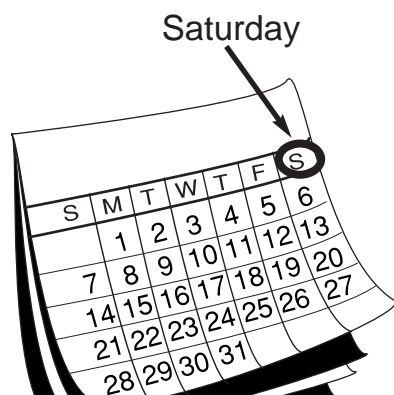
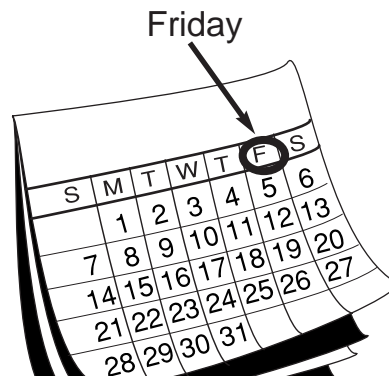
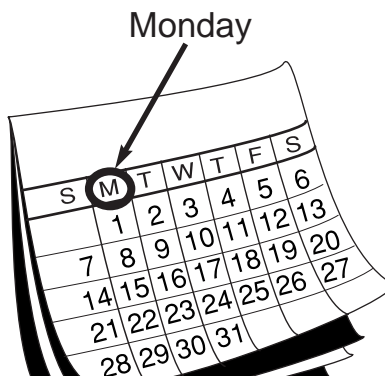
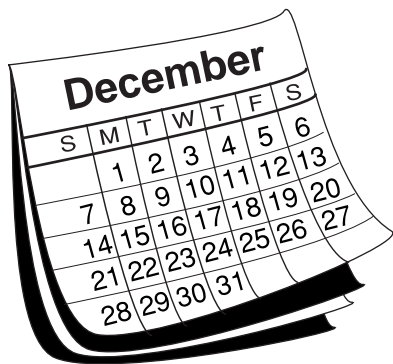
Picture Cards

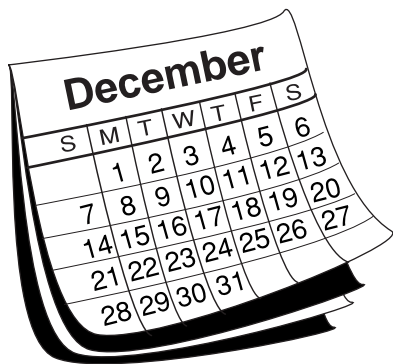
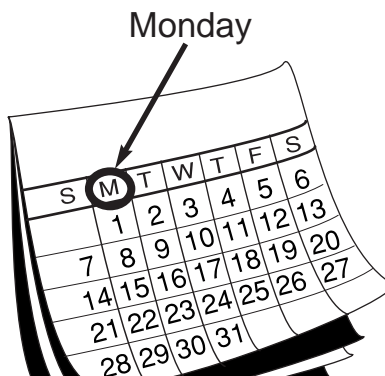
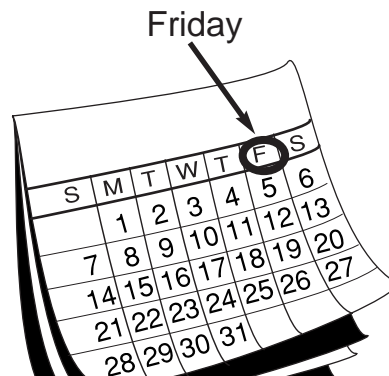
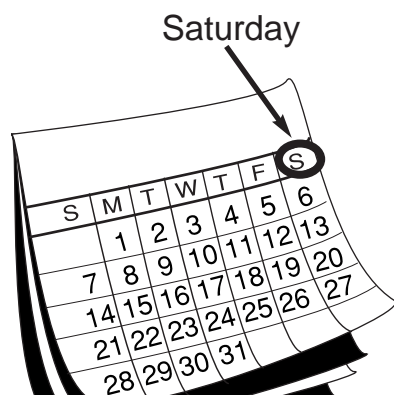


Where Is It?

14

Picture Cards



	<p>Monday</p> 	<p>Friday</p> 
<p>Saturday</p> 		

Question Words

When we want information about something, we use **question words**.

Example

WHO? |||| ➡ **people**
Who is your English teacher?




WHAT? |||| ➡ **things, opinions, ideas**
What is your favourite school subject?

WHERE? |||| ➡ **places**
Where is your desk?



WHEN? |||| ➡ **time, days, months, years**
When do you have English class?



Who's your friend?



Where is your homework?

